

Toast List 1

THE QUEEN

The Most Illustrious Grand Master
KESSICK JOHN JONES

The Right Illustrious Deputy Grand Master
His Hon. IAN DOUGLAS GAVIN ALEXANDER, QC
The Right Illustrious Grand Principal Conductor of the Work
Lt. Col. JOHN CRAVEN CHAMBERS

and the rest of the Grand Officers, present and past

The Right Illustrious District Grand Master
GWILYM HAYDN JONES *OSLJ*

The Deputy District Grand Master
III.COMP. DENIS. W. COTTER PAGDC

The District Grand Principal Conductor of the Work
III.COMP MALCOLM JOHN KIDD
and the rest of the District Grand Officers, present and past

The Thrice Illustrious Master

The Installing Master

The Newly Admitted Companion(s)

The Visitors

ROYAL AND SELECT MASTERS

DISTRICT OF SOUTH WALES



AIDE MEMOIRE

District Grand Master

Rt. Ill. Comp. Gwilym H. Jones *OSLJ*

Deputy District Grand Master

Ill. Comp. Denis W. Cotter, **P.G.Cond.C.**

District Grand Principal Conductor of the Work

Ill. Comp. Malcolm J. Kidd

Salutes to Grand Officers

Present & Past Grand Masters	11 times 9
Present & Past Deputy G.M	9 times 9
Present & Past G.PCW	9 times 9
Present & Past District G.M.	7 times 9
Present & Past Div.G. Inspectors	7 times 9
Other Rt.II1.Comp.	7 times 9
V.111.Comp.	5 times 9
Other Present & Past G.Officers	3 times 9
Present & Past Dist. Dep.G.M & Dist. PCW in their own district	5 times 9

Grand Council Officers Titles.

M.III.Comp.:	Grand Master Pro.G.M. Past Pro.G.M.
Rt.III.Comp.:	Dep.G.M, Past D.G.M G. PCW, Past G.PCW Dist. G.M., Past D.G.M. Past Div.G. Inspectors G. Chancellors, Past G. Chancellors G. Councillors Past G. Councillors,
V.III.Comp.	Pres.& Past. Dist. G. Inspectors Pres.& Past. G. Chaplains Pres.& Past G. Treasurers Pres.& Past Exec Committee Pres.& Past G. Recorders Pres.& Past G. DC. Pres.& Past G. Lecturers.
Ill. Comp.	Pres. & Past G.O., Pres.& Past Masters of Councils

OFFICERS JEWELS



MASTER




DEP. MASTER



PCW



IPM



CHAPLAIN



TREASURER



RECORDER



DC



ADC



CofC



ORGANIST



CofG



STEWARD

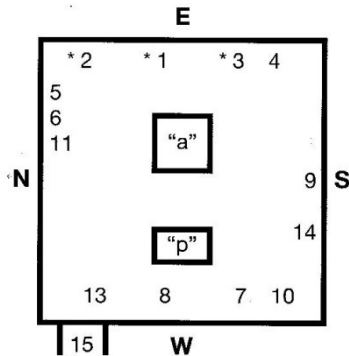


MANCIPLE



SENTINEL

SELECT MASTER



The recipient of the Degree is said to be "chosen".

Officers of a Council of Select Masters:

- | | | |
|-----|----------------------------------|----------|
| 1. | Thrice Illustrious Master | T.I.M. |
| 2. | Deputy Master | D.M. |
| 3. | Principal Conductor of the Work | P.C.W. |
| 4. | Chaplain | |
| 5. | Treasurer | |
| 6. | Recorder | |
| 7. | Director of Ceremonies | D.C. |
| 8. | Captain of the Guard | C. of G. |
| 9. | Conductor of the Council | C. of C. |
| 10. | Assistant Director of Ceremonies | A.D.C. |
| 11. | Assistant Recorder | |
| 12. | Organist | |
| 13. | Steward | Stwd. |
| 14. | Manciples | |
| 15. | Sentinel | |

Installation Ritual for D.C

The Master Elect is presented in the West by the D.C., who remains with Him.

D.C. with court bow

Thrice Illustrious Master, I present to you Companion

..... for installation as Master of this Council; I find him well skilled in the Royal mysteries, zealous in diffusing the sacred principles of our fathers, and the Companions repose the highest confidence in his integrity and fidelity.

I.M. Companion D.C.....etc.

Select Master Notes

NOTES for SUPER EXCELLENT MASTER

Pedestal: V.S.L., Square, Compasses and TROWEL
Opened at Kings 11, Chapter 1

Robes: NONE

Candles: Large on Columns for 1, 2 & 3

Knocks: * * *

Other Items: Apron for Candidate

Obligation: The Companions assemble in a circle
Round the Ark of the Covenant, facing
Inwards. The Candidate at the
Pedestal must be included in the circle

The Ark of Covenant is placed in the 9th Arch as near to the East as practicable in order that the 8 steps taken may be completed West and North of that pedestal.

Pedestal VSL, Square, Compasses & TROWEL
open at 1st book Kings, Chapter 7

Kneeling Stool

Robes TIM—red, D.M—D.Blue, PCW—L.Blue

Collars Over Robes.

Candles Large candle on Stand to Rt. of TIM,
DM, PCW . 3 Small candles forming
triangle with apex to the East on each
rostrum

G J & Bl. On each rostrum

Chains For use of Captain of the Guard.

Steps from W. to E. as for Craft (E.A.)

Knocks * * * * * * * *

Remarks, optional after Select Master

You are now a Select Master and have learned the many connections of this order with those degrees that you have already attained.

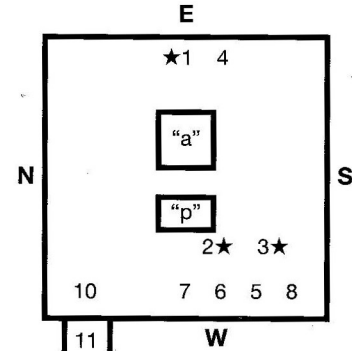
Further study will also show that this degree and those you have yet to pass through will show that this degree as a rightful place in the search for the lost word.

In the ceremony you took the place of Zabud, a stone worker who whilst an overseer had not received the Master Word.

The Master Word was desirable in order to be able to lead parties of Craftsmen in search of work once the temple was completed. and to be able to negotiate contracts on equal terms with other Master Masons.

The important lesson taught in this degree is that of careful tyling , that by neglect you may unwittingly dis-close those secrets you are obligated to conceal.

SUPER EXCELLENT MASTER



The recipi-
Degree is
"received and acknowledged".

ent of the
said to be

Officers required to work the Degree of Super-Excellent Master:

- | | |
|-------------------------------------|------------|
| 1. Gedaliah | Ged. |
| 2. The First Keeper of the Temple | 1st Keeper |
| 3. The Second Keeper of the Temple | 2nd Keeper |
| 4. Chaplain | |
| 5. Director of Ceremonies | D.C. |
| 6. Captain of the Guard | C. of G. |
| 7. Herald | |
| 8. Assistant Director of Ceremonies | A.D.C. |
| 9. Organist | |
| 10. The Third Keeper of the Temple | 3rd Keeper |
| 11. Sentinel | |

Notes on Most Excellent Master

Floor Plan as for Craft Lodge

J.W. Chair is vacant. Pedestal Light is draped
Pedestal: VSL, Square, Compasses, NO TROWEL,
Open at 1st Book Kings, Chapter 7
Kneeling Stool
Candles: R.W.M. and S.W. lit
Robes: None
Steps: 4 steps as in E.A. Degree
Knocks: * * * * *

Royal Master Notes

Floor plan as for Select Master.

Pedestal: V.S.L., Square, Compasses (NO TROWEL)
open at 1st book Kings, Chapt. 7
Bear in mind perambulation when fixing
position
Kneeling stool required
Robes: as for Select Master
Candles: Large on Rt. of TIM, DM, PCW
2 Small on Pedestals of TIM, DM, PCW.
Steps: 5 steps bringing the heels together to form
two sides of an equilateral triangle.
Knocks: *** ** * _ *
Other items: Brass bowl for candidate
Brass furniture if used by PCW
Drape for Light.
Note: In part 2, PCW chair is vacant and Large
candle extinguished and draped, small
candles extinguished
Collar and robe on vacant chair.

MOST EXCELLENT MASTER

Remarks given by TIM on completion of S.M. & R.M

(Optional)

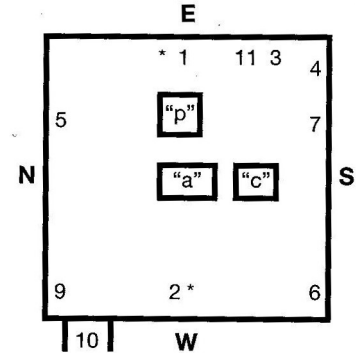
Companion..... having completed the first two degrees of this order, you cannot fail to have observed that the first took place underground in the secret vault which was a replica of the Holy of Holies above.

In the first degree you represented Zabud a worker in stone, in the second you represented Adoniram this time a metal worker. In both cases they were overseer's who had not yet received the Master Word.

Your perambulations were parallel to those in the craft with allegory to birth, life and death, and the gentle hint from Hiram Abif that the Master Word would be preserved in the event of his death

In another degree you learned that Adoniram eventually replaced Hiram Abif and received the word.

I trust you enjoyed this degree which I and many others consider the most beautiful and instructive degree in Freemasonry.



Officers required to work the
Degree of Most Excellent Master:

- | | | |
|-----|----------------------------------|--------|
| 1. | Right Worshipful Master | R.W.M. |
| 2. | Senior Warden | S.W. |
| 3. | Chaplain | |
| 4. | Director of Ceremonies | D.C. |
| 5. | Senior Deacon | S.D. |
| 6. | Junior Deacon | J.D. |
| 7. | Assistant Director of Ceremonies | A.D.C. |
| 8. | Organist | |
| 9. | Inner Guard | I.G. |
| 10. | Tyler | |
| 11. | Immediate Past Master | I.P.M. |